

MATERIAL SPECIFICATIONS:

ROOFING: MEDIUM WEIGHT ASPHALT COMPOSITION SHINGLE ROOFING. 45# FELT UNDERLAYMENT. CLASS 'A' ROOFING. 40-YEAR MINIMUM WARRANTY.

GUTTER: ECLIPSE MILLENNIUM STYLE 16 OZ OR BETTER COPPER RAIN GUTTERS BY CONCORD OR EQUAL. ALL LEADERHEAD TO BE 1/2" STAR OUTLET 7/8" HALF ROUND. DOWNSPOUTS SHALL BE 4" O.D. WITH 4" MODERNE STRAPS AT 8'-0" O/C VERTICAL.

RAFTER TAILS: 6X10 @ 24" ROUGH SAWN ORNATE RAFTER TAILS. SCAB BACK INTO FRAMING. STAIN PER OWNERS SELECTION.

ATTIC VENTS: 0 HAGINS'S ROOF VENTS - 26 GA. GALVANIZED STEEL. TAPERED LOW-PROFILE VENT SERIES PAINTED TO MATCH ROOFING SHINGLES. VENT OPENING IS 11" O (32 SQ. IN. OPENING) ICC ES LEGACY REPORT # - 9650A

- NOTES:**
1. ALL OVERHANGS ARE 24" UNLESS OTHERWISE NOTED.
 2. ROOF VENTS, DORMER VENTS, GABLE VENTS, FOUNDATION VENTILATION OPENINGS, VENTILATION OPENINGS IN VERTICAL WALLS, OR OTHER SIMILAR VENTILATION OPENINGS SHALL BE LOUVERED AND COVERED WITH 1/2" NON-COMBUSTIBLE, CORROSION-RESISTANT METAL MESH, OR OTHER APPROVED MATERIAL THAT OFFERS EQUIVALENT PROTECTION.
 3. TURBINE ATTIC VENTS SHALL BE EQUIPPED TO ALLOW ONE-WAY DIRECTION ROTATION ONLY, THEY SHALL NOT FREE SPIN IN BOTH DIRECTIONS.
 4. GUTTERS SHALL BE PROVIDED WITH MEANS TO PREVENT THE ACCUMULATION OF LEAVES AND DEBRIS IN THE GUTTER. ALL GUTTERS AND DOWNSPOUTS SHALL BE CONSTRUCTED OF NON-COMBUSTIBLE MATERIALS

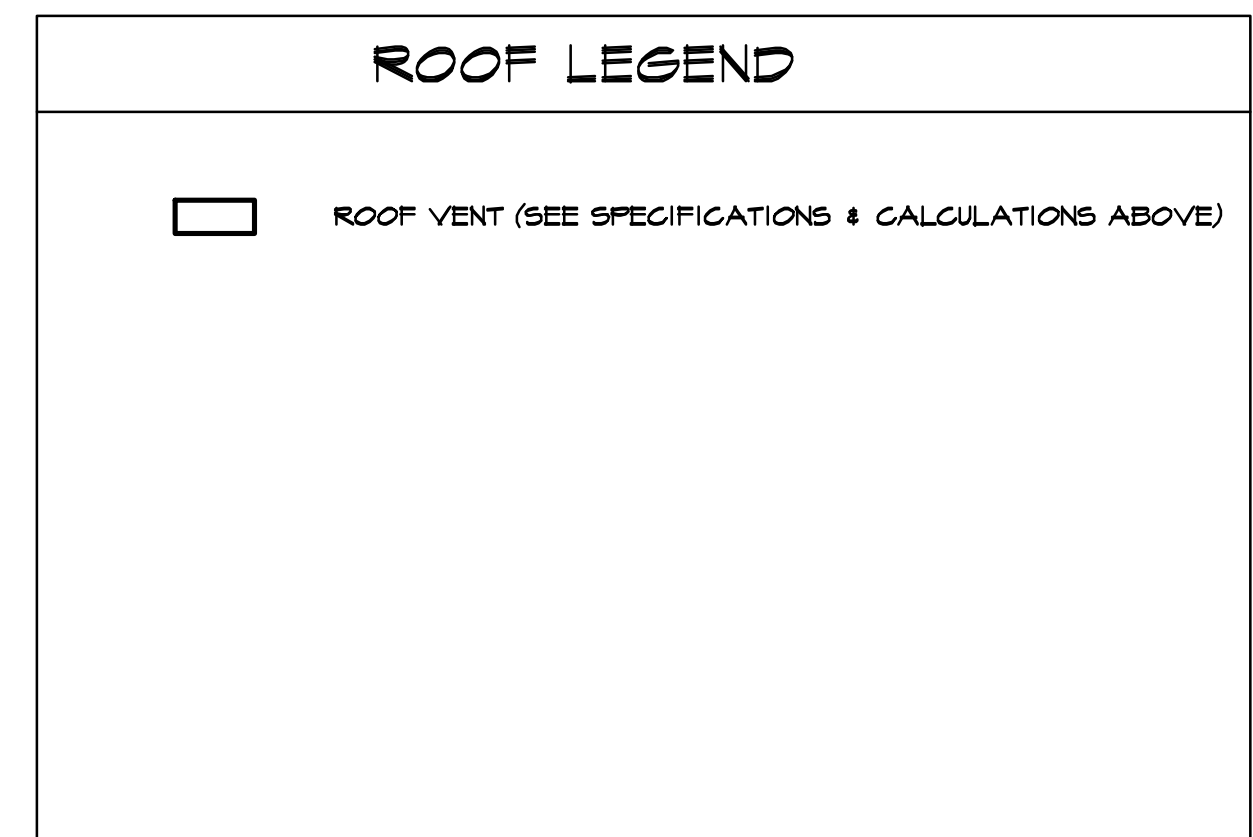
ATTIC VENTILATION CALCULATIONS (USING 1/60 RULE)

VENT = 72.0 SQ. IN. OF NFVA

TOTAL VENTILATION AREA = 1,218 SQ. FT.
1,320 SQ. FT. / 150 = 8.85 SQ. FT.

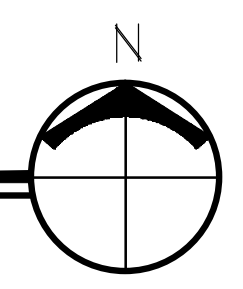
8.85 SQ. FT. X 144 = 1,274.4 SQ. IN.

1,274.4 SQ. IN. / 72.0 SQ. IN. = 17.7 VENTS = 18 VENTS = (9) HIGH/(9)LOW




PROPOSED ROOF PLAN

SCALE: 1/4" = 1'-0"



ARCHITECT MARK D. LYON INC.
410 BIRD ROCK AVE., LA JOLLA, CA. 92037 (858) 459-1171 INFO@MDLA.NET



MEBUST RESIDENCE
5448 TAFT AVE
LA JOLLA, CA 92037

REVISIONS: _____

SUBMITTAL DATE: **09.30.2013**

PHASE: **CONSTRUCTION DOCUMENTS**

PROJECT NUMBER: **1306**

REVIEWED BY: **MDL**

DRAWN BY: **SEH**

DATE: **09.30.2013**

SHEET TITLE: **PROPOSED ROOF PLAN**

SHEET NO.: **A2.5**

All design, plans and specifications are prepared for these drawings and are not to be used for any other project without the express written consent of Architect Mark D. Lyon, Inc. AIA. It is prohibited to use or reproduce these drawings or specifications for any other project without the express written consent of Architect Mark D. Lyon, Inc. AIA. It is prohibited to use or reproduce these drawings or specifications for any other project without the express written consent of Architect Mark D. Lyon, Inc. AIA.